

GENERAL CHARACTERISTICS

Mechanical Flow Switch for liquid or gaseous media, with spring-supported piston and magnetic triggering of a reed switch. Rugged design in plastic or brass.

- * minimal pressure loss
- * good repeatability
- * high switch capability
- * dirt-resistant
- * hermetic separation of mechanical and electrical component

Female thread G1/4 to G1 POM/brass



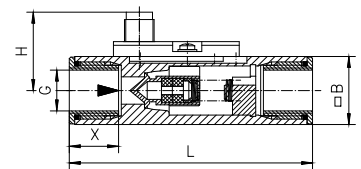
TECHNICAL DATA

	G	Type	PN bar	Qmax. rec. l/min H ₂ O	adjustable range l/min H ₂ O	L mm	H mm	B mm	AF mm	X mm	weight kg
POM	G 1/2	FW1-015GP006	10	20	1- 6	85	30	-	27	12	0.04
	G 3/4	FW1-020GP011	10	30	1- 11	100	30	36	-	18	0.13
	G 1	FW1-025GP011	10	30	1- 11	100	30	40	-	18	0.17
brass	G 1/4	FW1-008GM006	100	8	1- 6	89	30	25	-	18	0.33
	G 3/8	FW1-010GM006	100	10	1- 6	89	30	25	-	18	0.31
	G 1/2	FW1-015GM006	100	20	1- 6	85	30	25	-	12	0.28
	G 3/4	FW1-020GM011	100	30	1- 11	100	30	36	-	18	0.72
	G 1	FW1-025GM011	100	30	1- 11	100	30	40	-	18	0.83

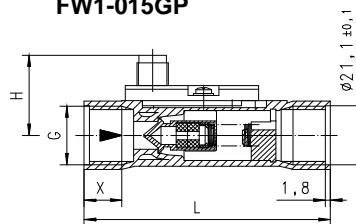
Adjustable range is indicated for horizontally decreasing flow.

tolerance	±10% of full scale
media temperature	max. 90°C
average pressure loss	0.3 bar at 25 l/min
hysteresis	depending on the switching value minimum 0.5 l/min.

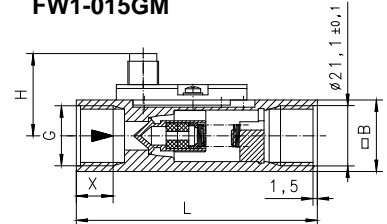
FW1-008GM - FW1-010GM



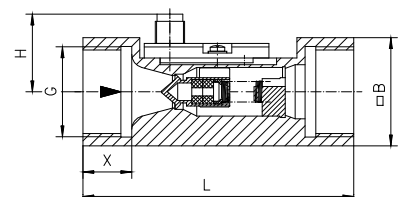
FW1-015GP



FW1-015GM



FW1-020G. - FW1-025G.




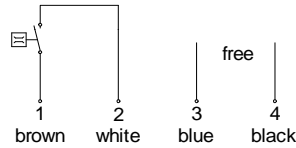
MATERIALS

FW1-...GP
 housing POM glass-fibre enforced
 piston POM
 spring stainless steel 1.4310
 magnet bariumferrite
 seals -
 switch head polycarbonate

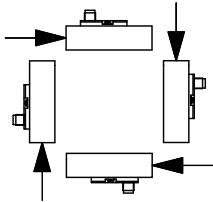
FW1-...GM
 brass Ms58 nickel plated
 piston POM
 spring stainless steel 1.4310
 magnet bariumferrite
 seals viton (DN8-10 only)
 switch head polycarbonate

ELECTRICAL DATA

reed switch - wiring 0.378 n.o.
230 V AC 0,5 A 50 VA
contact for locking plug M 12x1, 4-pole
protection class 2 
protection class IP 67

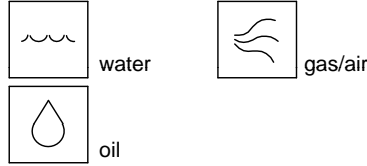


MOUNTING POSITION



Installation position may influence switch value.

METERING SUBSTANCES



NOMENCLATURE

For combination see table "technical data"

FW1-	008	G	P	006	basic type specification
	008				● nominal diameter DN 8 - G1/4 (only brass design)
	010				● nominal diameter DN 10 - G3/8 (only brass design)
	015				● nominal diameter DN 15 - G1/2
	020				● nominal diameter DN 20- G3/4
	025				● nominal diameter DN 25 - G1
		G			● female thread
			P		● plastic POM
			M		● brass
				006	● adjustable range 1- 6 l/min horizontal H ₂ O
				011	● adjustable range 1- 11 l/min horizontal H ₂ O
Special option VARIO					☐ switch values for oil or gas cable 3 m PN 500 (DN 15)

IMPORTANT FOR YOUR ORDER

- Please indicate flow direction, metering substance and adjustable range with your order.
- With viscous liquids please indicate viscosity, temperature and metering substance (adjustable range on request)
- With gaseous media indicate pressure (relative or absolute), temperature and metering substance (adjustable range on request)

ACCESSORY

Locking plug M12x1

K	PU-	02	S	G	basic type specification
K					● ready-made cable
KB04					● self makable cable 4-pole
	PU-				● material PUR
		02			● length 2 m
		05			● length 5 m
		10			● length 10 m
			S		● moulded-on plug
				G	● straight plug
				W	● angled plug 90°



All technical changes reserved

●BASIC Standard ○BASIC Programme option ☐VARIO Special option ⊕ PLUS Accessories ✗not recommendable