

GENERAL CHARACTERISTICS

Mechanical Flow Switch for liquids or gaseous media with spring supported piston and magnetic actuation of a reed switch. Robust design, produced in materials brass or stainless steel.

- * compact dimension
- * good repeatability
- * dirt-resistance
- * high switch capability
- * hermetic separation of mechanical and electrical component

Female thread G1/4 to G1 brass/stainless steel



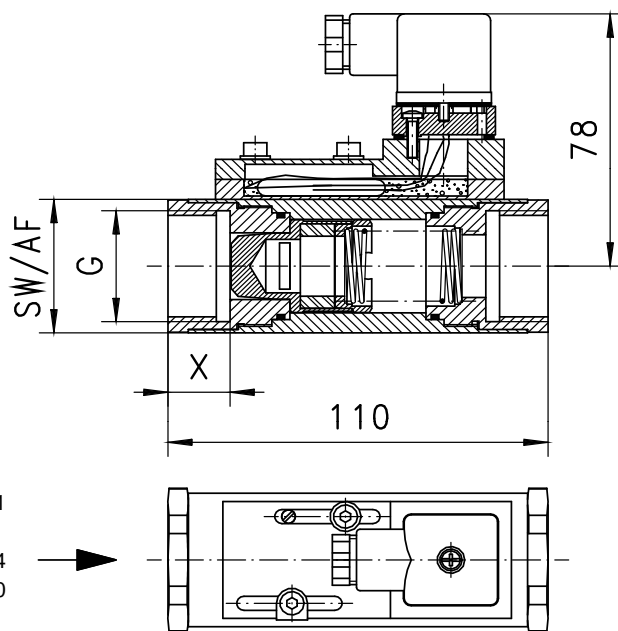
MR1K-010GM004

TECHNICAL DATA

	G	Type	PN bar	Qmax. recom. l/min H ₂ O	adjustable range l/min H ₂ O			AF mm	X mm	weight kg
brass	G 1/4	MR1K-008GM004	200	10	0.4 - 4			40	15	1.3
	G 3/8	MR1K-010GM...	200	20	0.4 - 4	1 - 10		40	15	1.3
	G 1/2	MR1K-015GM...	200	40	1 - 10	2 - 20	3 - 30	40	15	1.2
	G 3/4	MR1K-020GM...	200	60	3 - 30	4 - 40		40	18	1.2
	G 1	MR1K-025GM...	200	80	4 - 40	6 - 60		40	18	1.1
stainless steel	G 1/4	MR1K-008GK004	200	10	0.4 - 4			41	15	1.3
	G 3/8	MR1K-010GK...	200	20	0.4 - 4	1 - 10		41	15	1.3
	G 1/2	MR1K-015GK...	200	40	1 - 10	2 - 20	3 - 30	41	15	1.2
	G 3/4	MR1K-020GK...	200	60	3 - 30	4 - 40		41	18	1.2
	G 1	MR1K-025GK...	200	80	4 - 40	6 - 60		41	18	1.1

Adjustable range is indicated for horizontally decreasing flow.

tolerance ±5% of full scale
 media temperature max. 120°C
 average pressure loss 0.5 bar at Qmax.
 hysteresis depending on switch value
 minimum 0.5 l/min.

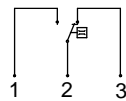


MATERIALS

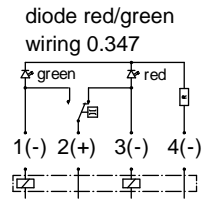
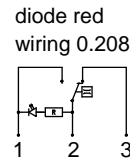
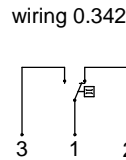
	MR1K-...GM	MR1K-...GK
body	brass Ms58 nickel plated	stainless steel 1.4571
piston	brass Ms58	stainless steel 1.4404
spring	stainless steel 1.4310	stainless steel 1.4310
magnet	bariumferrite	bariumferrite PTFE plated
seal	NBR	viton
switch head	polycarbonate	polycarbonate

ELECTRICAL DATA

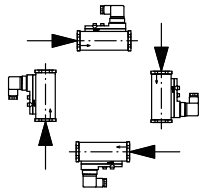
reed switch - wiring 0.213 change over
250 V AC 1.5 A 50 VA
plug DIN 43650-A
protection class 2
protection class IP 65



BASIC
Programme-
options



MOUNTING POSITION



Installation position may influence switch value.

METERING SUBSTANCES



water



gas/air



oil



design stainless steel MR1K-...GK
for aggressive liquids

NOMENCLATURE

For combination see table "technical data"

MR1K-	008	G	M	004		basic type specification	
MR1K-					●	Flow Switch	
MR1KJ-					●	Flow Switch with magnetic indication	
MR1KO-					○	Flow Switch with lateral flow metering unit	
	008				●	nominal diameter	
	010				●		DN 8 - G1/4
	015				●		DN 10 - G3/8
	020				●		DN 15 - G1/2
	025				●		DN 20 - G3/4
		G			●	DN 25 - G1	
			M		●	female thread	
			K		●	brass	
				004	●	adjustable range H ₂ O horizontal	
				010	●		0.4 - 4 l/min
				020	●		1 - 10 l/min
				030	●		2 - 20 l/min
				040	●		3 - 30 l/min
				060	●		4 - 40 l/min
					○	6 - 60 l/min	
					E ○	connection by local electronic (e.g. omni-MR1K)	
Programme option BASIC					○	wiring 0.342 wiring 0.208 - diode red integrated in plug DIN 43650-A wiring 0.347 - diode red/green integrated in plug DIN 43650-A	
Special option VARIO					□	setting / adjustable ranges for oil or gas special ranges / selected hysteresis / vibration-proof high pressure PN 500 bar two to four independent switch heads	

IMPORTANT FOR YOUR ORDER

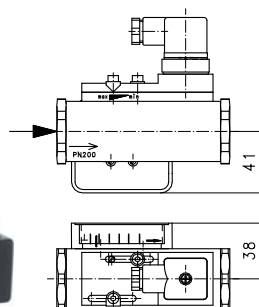
- Please indicate flow direction, metering substance and adjustable range with your order.
- With viscous liquids please indicate viscosity, temperature and metering substance (adjustable range on request)
- With gaseous media indicate pressure (relative or absolute), temperature and metering substance (adjustable range on request)

OPTION

○ **MR1KO**

Flow Switch with lateral flow metering

adjustable range	metering range
l/min H ₂ O	l/min H ₂ O
0.4 - 4	0.5 - 5
1 - 10	1 - 12
2 - 20	2 - 23
3 - 30	4 - 34
4 - 40	5 - 45
6 - 60	5 - 65



○ **MR1KJ**

flow switch with magnetic indication 10-100%



Metering range is indicated for horizontally increasing flow. Protection class IP60 8o9. Additional weight 0.1kg

All technical changes reserved

●BASIC Standard ○BASIC Programme option □VARIO Special option ⊕ PLUS Accessories

X not recommendable