

GENERAL CHARACTERISTICS

Mechanical Pressure Switch for liquids or gasses. A thick film sensor provides a bridge signal which is converted by an integrated electronic into a pressure-proportional 4-20mA exit.

* mechanical protection of the pressure cell

Male thread G1/4A stainless steel

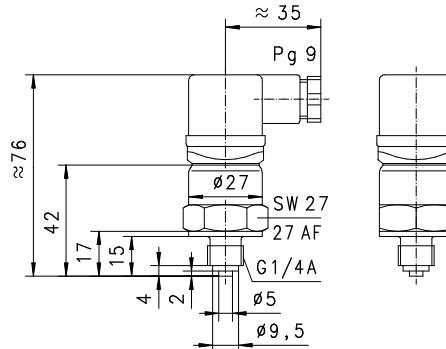


TECHNICAL DATA

PS-006K008H

G	Type	PN bar	measuring range bar (rel.)	weight kg
1.4305	PS-006K008H	18	0 - 6	0.15
	PS-010K008H	30	0 - 10	0.15
	PS-016K008H	48	0 - 16	0.15
	PS-025K008H	75	0 - 25	0.15
	PS-040K008H	120	0 - 40	0.15
	PS-100K008H	200	0 - 100	0.15

media temperature	max. 125°C
tolerance	±0.5%
hysteresis	<0.2%
repeatability	<0.5%
temperature compens.	<0.02%/K
delay	<3ms

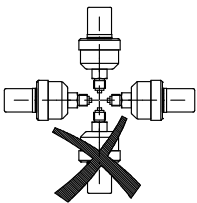


Please use the six-angular area to install the sensor into the socket.
Maximum torque 100Nm

MATERIALS

body stainless steel 1.4305

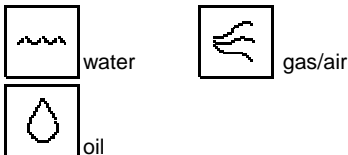
MOUNTING POSITION



ELECTRICAL DATA

supply	11.5..30 V DC
voltage deviation	<0.02%/V
nominal voltage	24V DC voltage peak
	4..20mA
	may not be surpassed
	(U-11.5V)/0.02A
burden connection	plug DIN 43650-A 1(+) and 2(-)
protection class	IP 65

METERING SUBSTANCES



NOMENCLATURE

PS-	006	K	008	H	basic type specification
	006			●	0 - 6 bar
	010			●	0 - 10 bar
	016			●	0 - 16 bar
	025			●	0 - 25 bar
	040			●	0 - 40 bar
	100			●	0 - 100 bar
		K		●	stainless steel 1.4305
			008	●	male thread G1/4A
				H	socket thread
Special option VARIO				□	male thread G1/2A

All technical changes reserved

●BASIC Standard ○BASIC Programme option □VARIO Special option ⊕ PLUS Accessories ✗not recommendable